

Scaled data based on original data using
LM-79-08 Approved Method: Electrical and Photometric Measurements of Solid-
State Lighting Products

Test Report Prepared for
Cooper Lighting Solutions
(formerly Eaton)

Brand: STREETWORKS

Report Number: P458197

Luminaire Tested: **GLAN-SA9C-760-U-AFL-HSS**

Issue Date: 1/4/2021

Test Information

Test Method: LM-79-08
Report Number: P458197
TEST IS SCALED FROM IESNA LM-79-08 TEST DATA (G3-2011-042-25)
Test Lab: INNOVATION CENTER
Issue Date: 1/4/2021
Manufacturer: COOPER LIGHTING SOLUTIONS (FORMERLY EATON)
Product Line: STREETWORKS
Catalog Number: GLAN-SA9C-760-U-AFL-HSS
Description: GALLEON AREA AND ROADWAY LUMINAIRE
(9) 70 CRI, 5700K, 1050mA LIGHTSQUARES WITH 16 LEDS EACH AND AUTOMOTIVE FRONTLINE OPTICS WITH HOUSE SIDE SHIELD
Light Source: -
Ballast/Driver: ELECTRONIC DRIVER

Summary

Lumens per Lamp: N/A
Luminaire Lumens: 52218 lumens
Efficiency: N/A
Efficacy: 108.6 lumens/watt
Luminous Opening: Rectangular (W 1.5' x L: 1.5' x H: 0')
IES Classification: Type II - Short
BUG Rating: B3 - U0 - G3

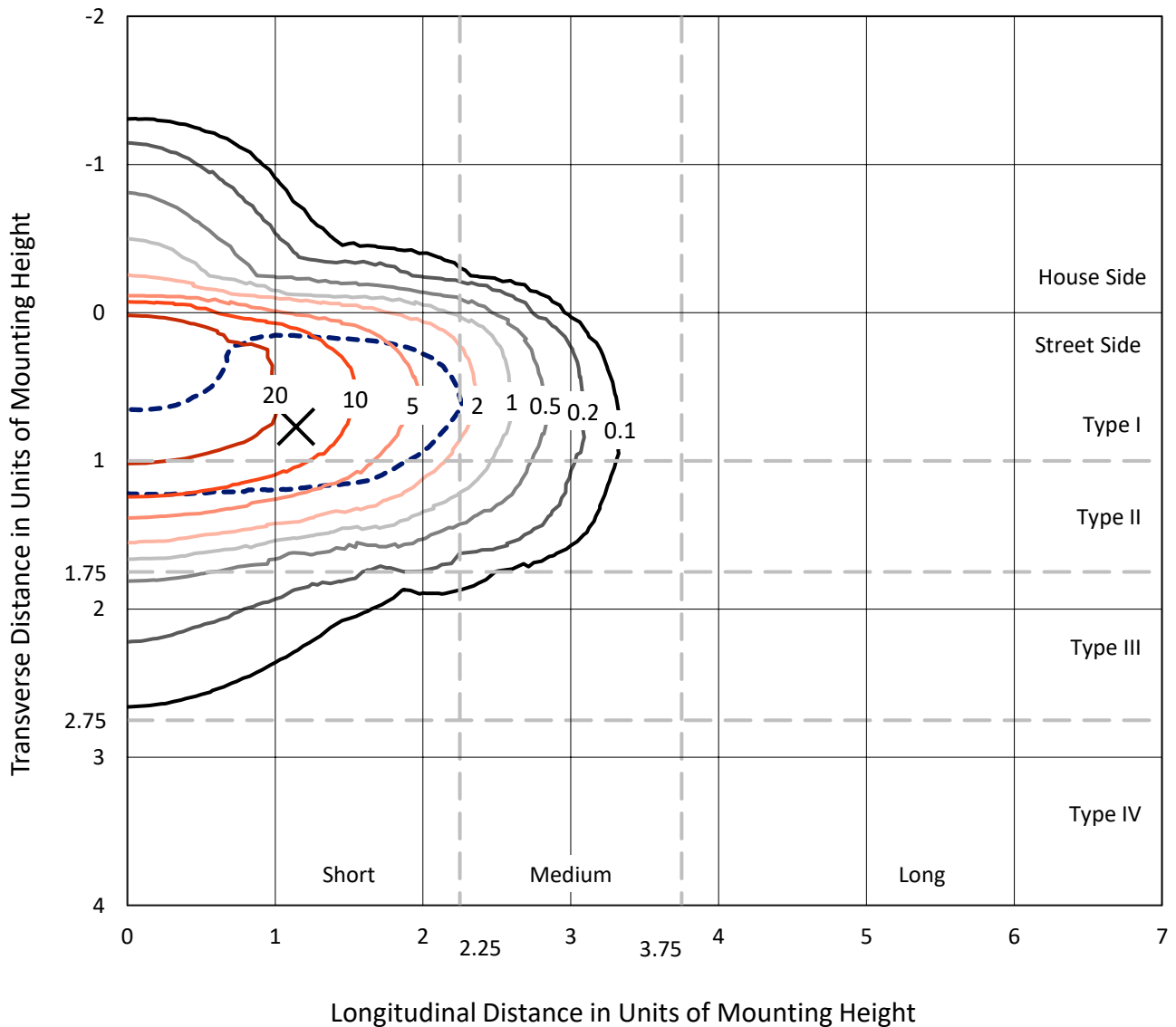
Input Watts (W): 481
Input Voltage (V): NR
Input Current (A_{in}): NR
Voltage Rise (V): NR
Power Factor: NR
Total Harmonic Distortion (THDi): NR
Frequency (hertz): 60
Stabilization Time: NR
Operation Time: NR
Ambient Temperature (°C): NR
Test Distance: 24 FT



REPORT NUMBER: P458197
 CATALOG NUMBER: GLAN-SA9C-760-U-AFL-HSS

Iso-Footcandle Lines of Horizontal Illumination

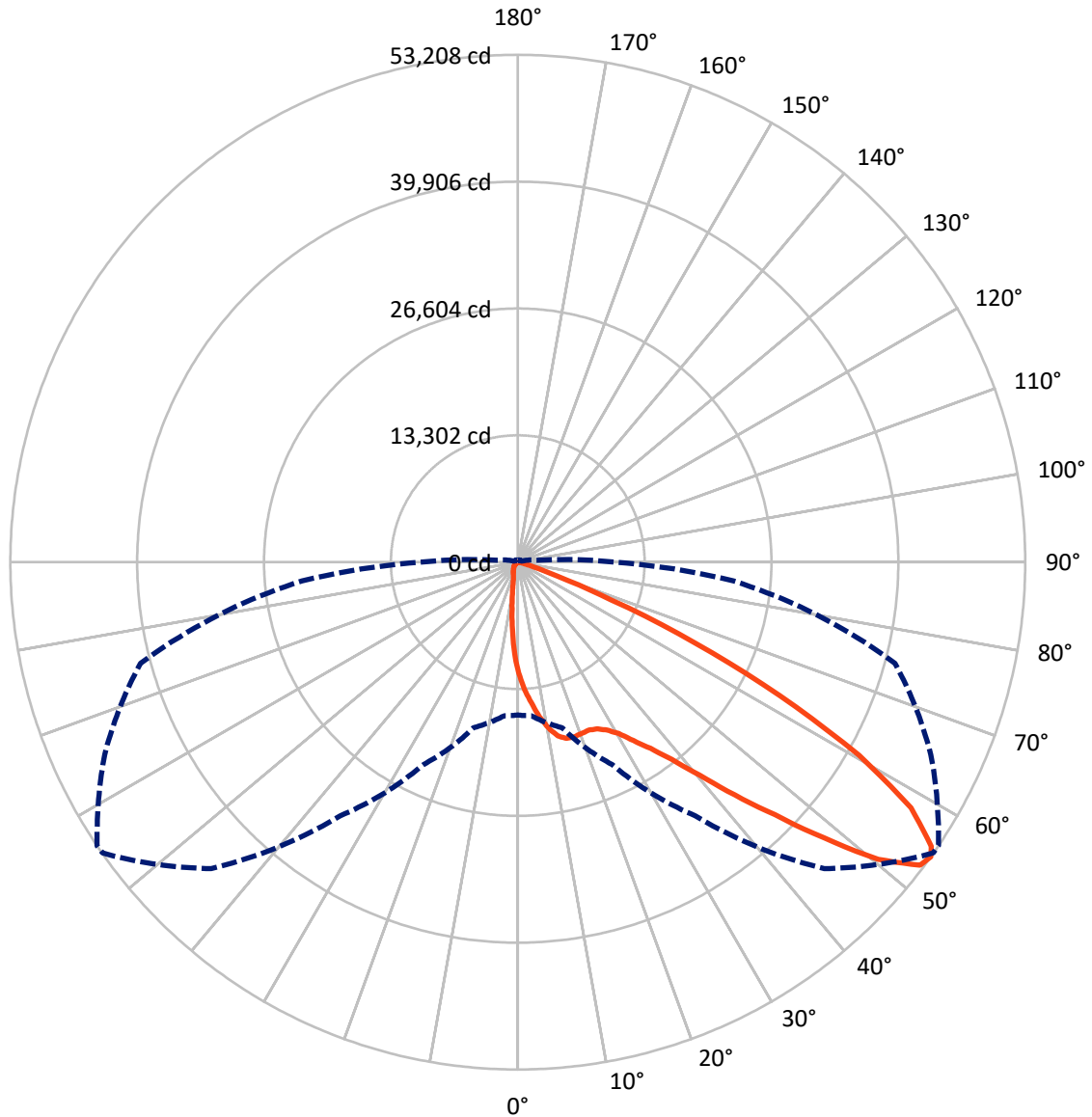
× Max cd
 - - - 1/2 Max cd



Based on 25 foot mounting height. Maximum calculated value = 27.8 fc
 Type II - Short - N/A

REPORT NUMBER: P458197
CATALOG NUMBER: GLAN-SA9C-760-U-AFL-HSS

Luminous Intensity Polar Plot



— Vertical Plane Through 56-Deg Lateral - - - Horizontal Cone Through 54-Deg Vertical

REPORT NUMBER: P458197

CATALOG NUMBER: GLAN-SA9C-760-U-AFL-HSS

FLUX DISTRIBUTION:

		Downward	Upward	Total
House Side	Lumens	2469.3	0.0	2469.3
	% Fixture	4.7	0.0	4.7
Street Side	Lumens	49748.7	0.0	49748.7
	% Fixture	95.3	0.0	95.3
Total	Lumens	52218.0	0.0	52218.0
	% Fixture	100.0	0.0	100.0

ZONAL LUMENS:

Zone	Lumens	% Fixture
0°-10°	1025.2	2.0
10°-20°	2771.4	5.3
20°-30°	4799.8	9.2
30°-40°	8285.1	15.9
40°-50°	14101.6	27.0
50°-60°	13955.3	26.7
60°-70°	6369.5	12.2
70°-80°	818.0	1.6
80°-90°	92.2	0.2
90°-100°	0.0	0.0
100°-110°	0.0	0.0
110°-120°	0.0	0.0
120°-130°	0.0	0.0
130°-140°	0.0	0.0
140°-150°	0.0	0.0
150°-160°	0.0	0.0
160°-170°	0.0	0.0
170°-180°	0.0	0.0
0°-90°	52218.0	100.0
0°-180°	52218.0	100.0

Coefficient of Utilization

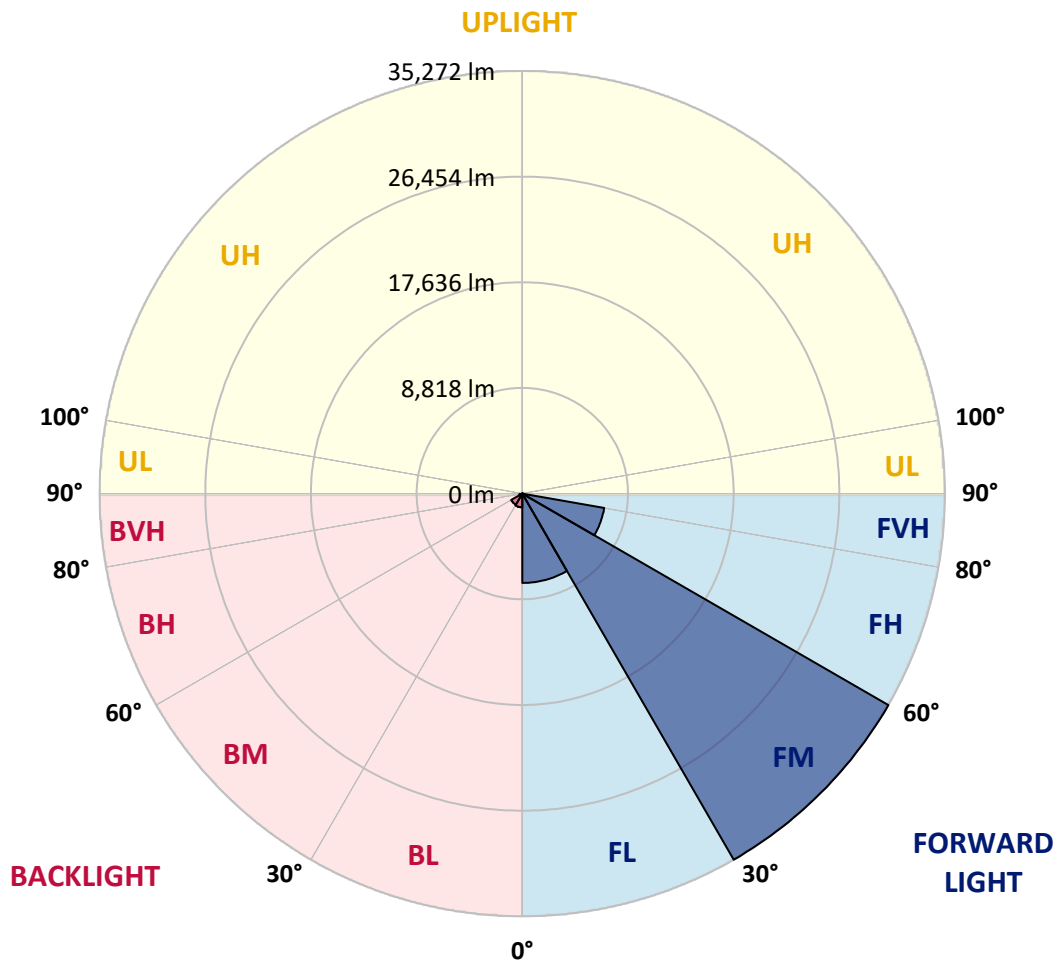


REPORT NUMBER: P458197
 CATALOG NUMBER: GLAN-SA9C-760-U-AFL-HSS

LUMINAIRE CLASSIFICATION SYSTEM LUMEN TABLE AND BUG RATING:

Zone	Lumens	% Fixture	Zone Rating/Lumen Limit		
			B	U	G
FL (0°-30°)	7454.3	14.3			
FM (30°-60°)	35271.9	67.5			
FH (60°-80°)	6940.2	13.3			G3/7500
FVH (80°-90°)	82.3	0.2			G1/100
BL (0°-30°)	1142.0	2.2	B3/2500		
BM (30°-60°)	1070.1	2.0	B2/2500		
BH (60°-80°)	247.3	0.5	B1/500		G1/500
BVH (80°-90°)	9.9	0.0			G0/10
UL (90°-100°)	0.0	0.0		U0/0	
UH (100°-180°)	0.0	0.0		U0/0	

BUG Rating: B3-U0-G3
 Type II Short





REPORT NUMBER: P458197

CATALOG NUMBER: GLAN-SA9C-760-U-AFL-HSS

CANDELA DISTRIBUTION (FULL):

	0°	5°	15°	25°	35°	45°	55°	56°	65°	75°	85°
0°	11601.3	11601.3	11601.3	11601.3	11601.3	11601.3	11601.3	11601.3	11601.3	11601.3	11601.3
2.5°	14743.9	14641.7	14500.8	14391.6	14134.4	13764.5	13373.4	13373.4	12996.5	12471.5	11936.0
5°	17005.7	16938.7	16801.3	16519.5	16230.6	15712.7	14927.1	14789.7	14116.8	13165.6	12165.0
7.5°	17925.2	17956.9	17963.9	17889.9	17752.5	17241.7	16463.1	16368.0	15293.5	14018.1	12464.5
10°	17044.4	17199.4	17350.9	17657.4	18090.8	18214.1	17773.7	17675.0	16618.1	14881.3	12788.6
12.5°	15733.9	15818.4	15903.0	16385.6	17255.8	18252.8	18714.3	18710.8	17816.0	15740.9	13200.8
15°	15124.4	15198.4	15205.4	15420.3	16174.2	17625.7	19116.0	19168.8	18985.6	16801.3	13644.7
17.5°	15251.2	15311.1	15261.8	15314.6	15709.2	16935.2	19070.2	19246.3	19933.3	17819.5	14046.3
20°	16079.1	16195.4	16005.1	15857.2	15976.9	16752.0	18915.1	19161.8	20602.7	18813.0	14412.7
22.5°	17565.8	17629.2	17389.7	16984.5	16773.1	17136.0	18872.9	19116.0	21173.4	19626.8	14624.1
25°	19218.1	19197.0	18932.8	18478.3	18034.4	17911.1	19151.2	19369.6	21645.5	20359.6	14687.5
27.5°	20870.4	20933.8	20489.9	19926.3	19394.3	19073.7	19774.8	19936.8	22177.5	21194.5	14765.0
30°	22790.5	22688.3	22251.5	21606.7	20997.3	20549.8	20778.8	20824.6	22910.3	22300.8	14969.4
32.5°	25288.3	25006.5	24516.8	23389.4	22952.5	22195.1	22251.5	22307.8	23801.6	23396.4	15216.0
35°	28677.5	28663.4	27705.1	26186.7	25122.7	24182.1	23935.5	23981.3	25150.9	25024.1	15762.0
37.5°	32757.1	32813.5	31721.4	30192.4	28233.6	26739.8	26232.5	26239.5	27201.3	27271.8	16593.5
40°	36079.4	36227.3	35575.6	34543.3	32609.2	30273.4	29420.8	29343.3	30083.2	29995.1	17780.7
42.5°	37509.7	37647.1	37890.2	38249.5	37185.6	35258.5	33246.8	33352.5	33578.0	32961.5	19112.4
45°	36808.6	37027.0	37981.8	40201.3	41201.8	40553.6	38154.4	37784.5	36829.8	36185.0	20451.2
47.5°	33888.0	34420.0	36015.9	39711.6	43213.5	45404.8	43692.6	43202.9	40085.0	38538.4	21303.8
50°	29086.1	29117.8	31340.9	36065.3	42170.7	48466.3	49347.1	48980.7	43118.4	39859.6	21733.6
52.5°	21085.3	21779.4	23815.7	29287.0	37654.1	48001.3	52951.1	52799.7	46246.8	40536.0	22353.6
54°	16029.8	16163.7	17974.5	23403.5	32464.7	45447.1	53173.1	53208.3	47800.5	40944.7	22720.0
55°	13140.9	12820.3	14722.7	19936.8	28924.1	43188.8	52447.4	52616.5	48498.0	41156.0	22991.3
57.5°	6228.7	6232.2	7687.3	10516.2	18115.4	33535.7	48011.9	48610.8	48575.5	41518.9	23826.3
60°	3153.1	3174.3	3494.8	4854.7	8948.5	22293.7	39697.5	41124.3	44837.6	41571.8	24101.0
62.5°	2205.4	2180.8	2127.9	2335.8	3766.1	11330.1	29554.7	30794.8	38094.5	39560.1	23227.3
65°	1888.3	1835.5	1687.5	1655.8	1902.4	4513.0	18407.8	20430.1	29086.1	34254.4	20740.1
67.5°	1613.5	1592.4	1458.5	1377.5	1345.8	1965.9	9498.1	10562.0	19880.5	24622.5	15709.2
70°	1370.5	1359.9	1278.9	1176.7	1088.6	1176.7	3523.0	4365.0	11079.9	13257.2	7412.5
72.5°	1113.3	1123.8	1137.9	1007.6	916.0	835.0	1504.3	1750.9	4636.3	4738.5	2593.0
75°	975.9	965.3	965.3	877.2	764.5	620.1	827.9	891.3	1419.8	1317.6	602.4
77.5°	687.0	662.3	775.1	722.2	637.7	440.4	472.1	500.3	588.3	503.8	281.8
80°	475.6	475.6	496.7	648.2	574.3	320.6	288.9	310.0	348.8	299.5	162.1
82.5°	267.8	274.8	324.1	345.3	334.7	214.9	190.2	193.8	232.5	204.3	102.2
85°	31.7	52.8	186.7	183.2	137.4	95.1	105.7	109.2	144.4	126.8	59.9
87.5°	3.5	7.0	38.8	49.3	35.2	38.8	38.8	38.8	49.3	56.4	42.3
90°	0.0	0.0	0.0	0.0	0.0	0.0	0.0	0.0	0.0	0.0	0.0



REPORT NUMBER: P458197

CATALOG NUMBER: GLAN-SA9C-760-U-AFL-HSS

CANDELA DISTRIBUTION (continued):

	90°	95°	105°	115°	125°	135°	145°	155°	165°	175°	180°
0°	11601.3	11601.3	11601.3	11601.3	11601.3	11601.3	11601.3	11601.3	11601.3	11601.3	11601.3
2.5°	11647.1	11379.4	10741.7	10001.9	9529.8	8761.8	8113.5	7645.0	7528.7	7303.2	7370.2
5°	11633.0	11076.4	9776.4	8402.4	6936.8	5844.7	5030.9	4389.7	4107.9	3921.1	3790.8
7.5°	11640.1	10769.9	8684.3	6496.5	4745.5	3674.5	2920.6	2529.5	2268.8	2159.6	2173.7
10°	11661.2	10424.6	7416.0	4812.5	3202.4	2374.5	1913.0	1726.3	1638.2	1624.1	1620.6
12.5°	11710.6	10047.7	6204.1	3572.4	2240.6	1726.3	1550.1	1486.7	1458.5	1458.5	1448.0
15°	11763.4	9632.0	5196.5	2656.4	1726.3	1483.2	1402.2	1370.5	1352.8	1352.8	1349.3
17.5°	11763.4	9152.8	4255.8	2061.0	1486.7	1363.4	1300.0	1257.7	1243.6	1243.6	1240.1
20°	11689.4	8596.2	3420.9	1659.3	1349.3	1250.7	1187.3	1141.5	1123.8	1116.8	1113.3
22.5°	11432.2	7852.8	2723.3	1426.8	1236.6	1152.0	1071.0	1018.2	1004.1	997.0	1000.5
25°	10974.2	7014.4	2156.1	1254.2	1134.4	1032.2	961.8	923.0	908.9	908.9	912.5
27.5°	10502.2	6137.1	1708.7	1123.8	1011.1	919.5	863.1	838.5	835.0	845.5	849.1
30°	10065.3	5256.4	1384.6	1018.2	901.9	824.4	785.6	778.6	778.6	782.1	785.6
32.5°	9579.1	4484.8	1159.1	926.6	813.8	746.9	725.7	725.7	732.8	732.8	739.8
35°	9272.6	3822.5	1018.2	838.5	746.9	690.5	676.4	679.9	690.5	704.6	711.7
37.5°	9107.0	3294.0	926.6	768.0	683.5	644.7	630.6	637.7	662.3	687.0	690.5
40°	9121.1	2895.9	852.6	708.1	634.1	591.9	581.3	602.4	627.1	651.8	655.3
42.5°	9276.1	2600.0	782.1	637.7	591.9	532.0	528.5	549.6	560.2	584.8	588.3
45°	9459.3	2385.1	708.1	563.7	514.4	461.5	465.0	482.7	496.7	535.5	542.5
47.5°	9515.7	2237.1	623.6	479.1	422.8	405.1	408.7	419.2	447.4	482.7	486.2
50°	9579.1	2145.5	542.5	405.1	359.3	355.8	359.3	366.4	384.0	398.1	394.6
52.5°	9850.4	2142.0	475.6	352.3	306.5	313.5	317.1	313.5	299.5	278.3	271.3
54°	10104.1	2152.6	443.9	327.6	281.8	292.4	288.9	271.3	236.0	214.9	204.3
55°	10308.4	2163.1	426.3	310.0	267.8	271.3	274.8	239.6	193.8	172.6	165.6
57.5°	10710.0	2138.5	384.0	271.3	236.0	222.0	218.4	158.5	105.7	91.6	84.6
60°	10509.2	1930.6	348.8	232.5	200.8	179.7	148.0	88.1	52.8	38.8	38.8
62.5°	9720.0	1638.2	310.0	190.2	165.6	137.4	77.5	49.3	24.7	14.1	10.6
65°	8694.8	1377.5	278.3	151.5	130.4	88.1	42.3	31.7	10.6	0.0	0.0
67.5°	6464.8	1021.7	236.0	119.8	98.6	56.4	28.2	17.6	3.5	0.0	0.0
70°	2994.6	623.6	200.8	91.6	70.5	42.3	21.1	10.6	0.0	0.0	0.0
72.5°	859.6	391.1	165.6	66.9	49.3	35.2	17.6	7.0	3.5	0.0	0.0
75°	299.5	313.5	123.3	49.3	38.8	24.7	14.1	7.0	3.5	0.0	0.0
77.5°	179.7	253.7	77.5	42.3	31.7	21.1	14.1	7.0	3.5	3.5	0.0
80°	102.2	169.1	49.3	35.2	28.2	17.6	10.6	7.0	3.5	3.5	0.0
82.5°	56.4	81.0	38.8	31.7	24.7	17.6	10.6	7.0	3.5	3.5	3.5
85°	45.8	42.3	31.7	28.2	21.1	14.1	10.6	3.5	0.0	0.0	0.0
87.5°	35.2	28.2	28.2	28.2	21.1	14.1	10.6	3.5	0.0	0.0	0.0
90°	0.0	0.0	0.0	0.0	0.0	0.0	0.0	0.0	0.0	0.0	0.0

(END OF REPORT)